


# Edible Space Snacks

## Supplies

- paper plate
- constellations worksheet
- skewer sticks
- small marshmallows
- pretzel sticks
- strawberries
- bananas
- blackberries
- cheese sticks
- butter knife (Adult Supervision)



## Instructions

1. Choose a constellation to create using the constellation worksheet.
2. Stick the marshmallows on the end of pretzel sticks to form the constellations.
3. Clean the fruit. Cut the top of the strawberry off and slice the banana.
4. Go outside at night to find the constellations in the sky.

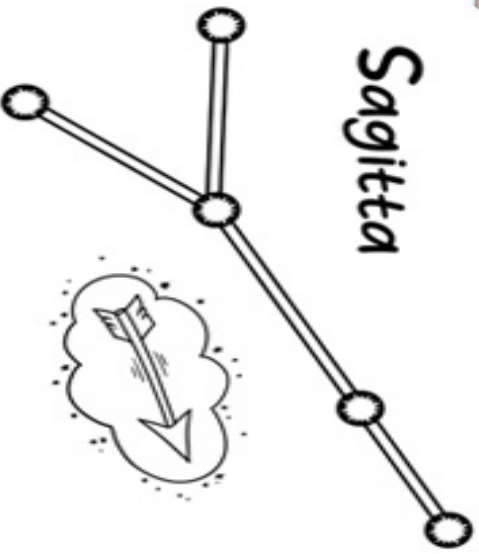
**Thank you**

**[mrsplemonskindergarten.com!](http://mrsplemonskindergarten.com)**

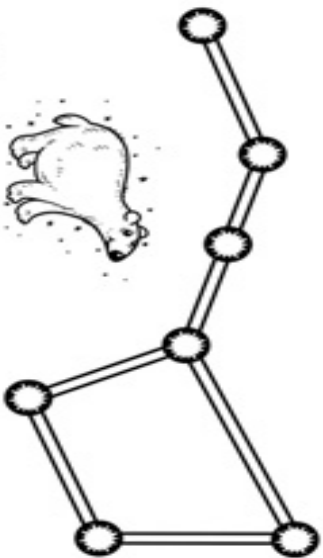




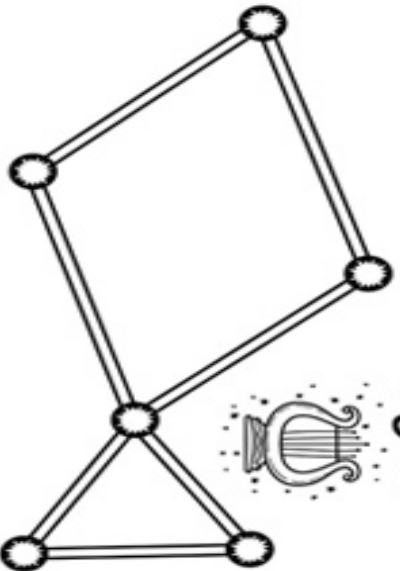
Leo



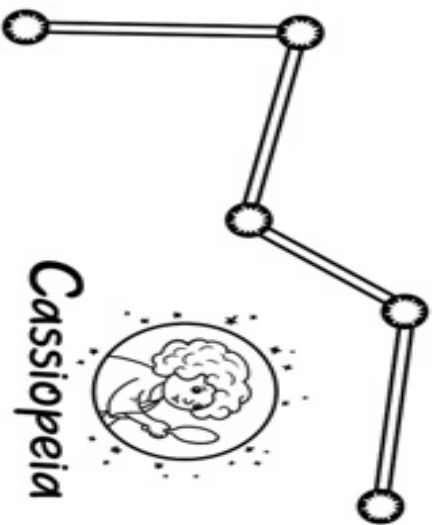
Sagitta



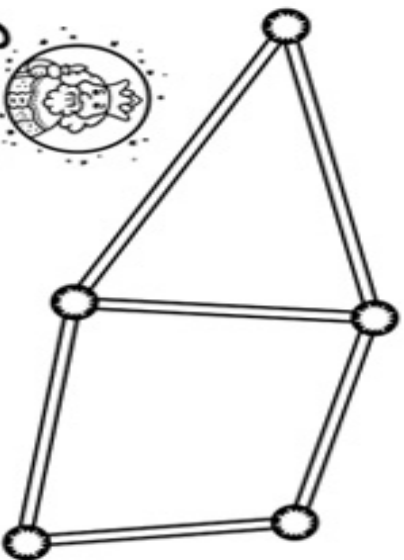
The Big Dipper



Lyra



Cassiopeia



Cepheus